




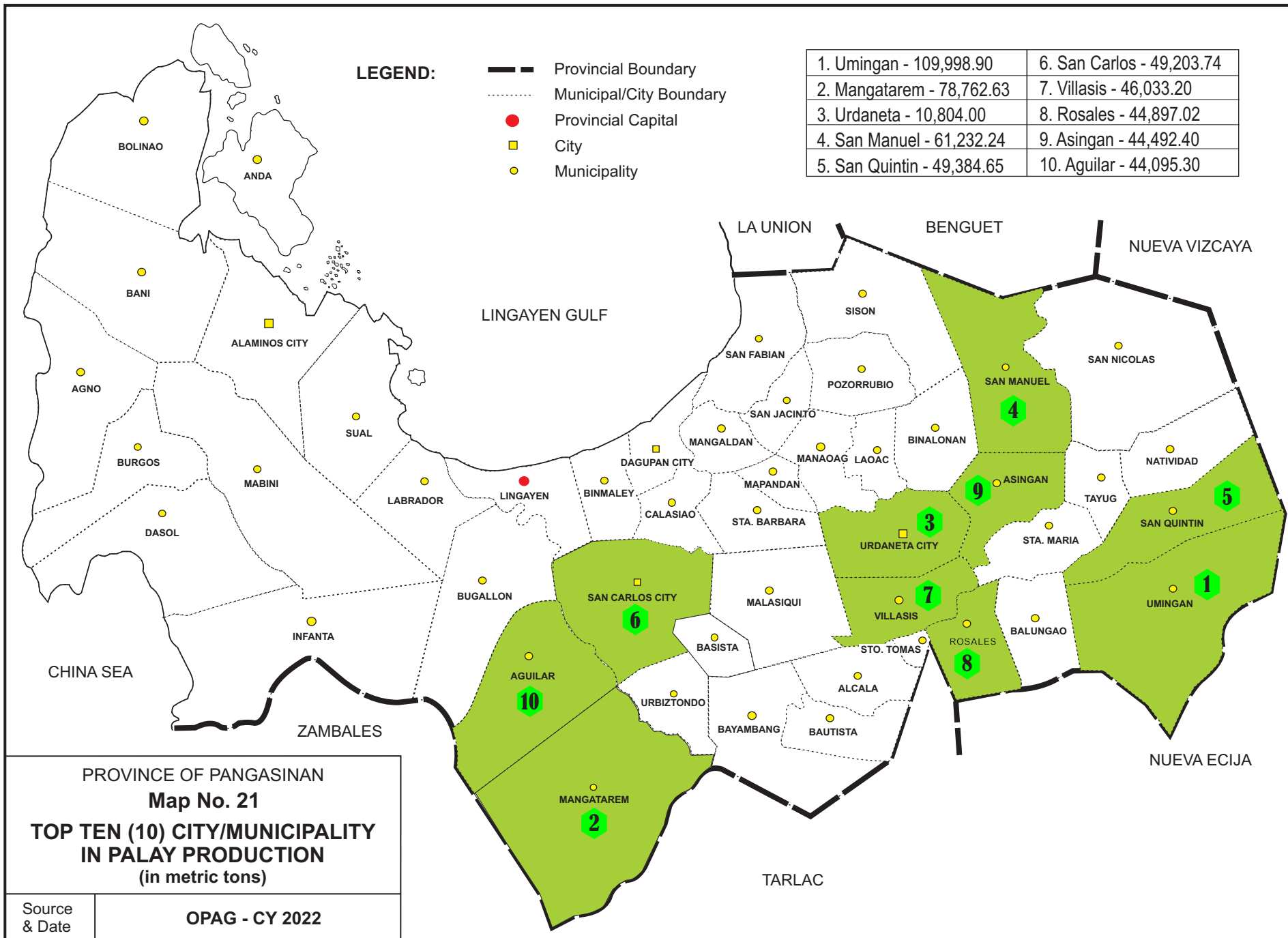


LEGEND:

-  Provincial Boundary
-  Municipal/City Boundary
-  Provincial Capital
-  City
-  Municipality

1. Umingan - 109,998.90	6. San Carlos - 49,203.74
2. Mangatarem - 78,762.63	7. Villasis - 46,033.20
3. Urdaneta - 10,804.00	8. Rosales - 44,897.02
4. San Manuel - 61,232.24	9. Asingan - 44,492.40
5. San Quintin - 49,384.65	10. Aguilar - 44,095.30



PROVINCE OF PANGASINAN
Map No. 21
TOP TEN (10) CITY/MUNICIPALITY
IN PALAY PRODUCTION
 (in metric tons)

Source & Date	OPAG - CY 2022
---------------	----------------